Year 2 Science Autumn 2

Everyday Materials

Uses of common materials	
wood	Doors, tables
plastic	Pens, rulers
glass	Windows, glasses
metal	Cars, coins
brick	Houses, walls
Paper	School books, wrapping paper



Links to prior learning:

Reception learning: To explore a range of materials, discuss characteristics and to know how they are used

Year 1 learning: To distinguish between an object and the material from which it is made

To identify and name a variety of everyday materials, including wood, plastic, glass, metal, water, and rock

To describe the simple physical properties of a variety of everyday materials

To compare and group together a variety of materials on the basis of their simple physical properties

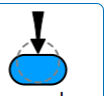

Squash: Change the shape of an object by pushing or squeezing.

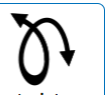

Twist: Change the shape of an object by turning opposite ends in opposite directions



Stretch: Change the shape of an object by pulling

Key Vocabulary



Material: what an object is made from



Man made material: a material made by human or machines



Natural materials: a material which grow ie cotton



Properties: what a material is like and how it behaves



Suitable: having properties which are right for a particular purpose



Flexible: able to bend easily without breaking.

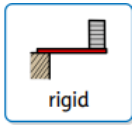

Rigid: unable to bend or be forced out of shape



Absorbent: soaks up a liquid



Transparent: allowing light to pass through so that objects behind can be seen



Opaque: not able to be seen through