Art

Year 1 - Autumn 2

Andy Warhol: Toy Series

Links to prior learning

Previously, you have learnt:

- To observe and draw familiar objects.
- To mix paints.
- To use different mediums to create blocks of colour.

Andy Warhol

Became famous in the 1960s.

He used bright colours and patterns to paint.

He printed images to make copies.

His style of art was called ***Pop Art****.*



Secondary Colours

Primary colours can be mixed to create secondary colours.

Primary Colours





Secondary colours

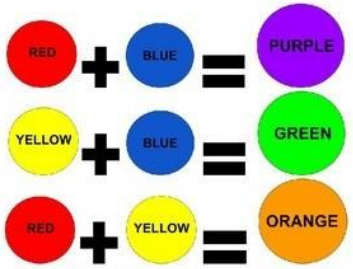

Contrasting colours

Contrasting colours are two colours from different parts of the colour wheel.



Key Vocabulary

Pop Art: A style of modern, colourful Art.
Primary colours: A set of colours that can be mixed to make any other colour.
Secondary colours: A colour made by mixing primary colours.
Contrast: To be visibly different
Line: The basic mark in Art.
Print: To make an exact copy of an image.
Shape: A space enclosed by lines.
Bold: Strong in colour.
Background: Scenery or ground behind the main object.

Printing: Transfer to make copies

After drawing what we can see we can make copies of it using tracing paper.

This is called ***transfer***.





